

SMT KASHIBAI NAVALE MEDICAL COLLEGE & GENERAL HOSPITAL, NARHE, PUNE.

DEPARTMENT OF MEDICINE

Clinical Material	Jan-17	Feb-17	Mar-17	Apr-17	May-17	TOTAL
O.P.D. attendance	6170	5367	5575	4543	5065	26720
Number of admissions	498	435	519	498	449	2399
Number of discharge	457	433	526	526	436	2378
Bed occupancy %	77	74	78	73	69	74
Total Deaths	22	19	23	17	11	92
<u>Radiological Investigations</u>						
MRI	149	178	196	166	201	890
CT	116	139	143	160	151	709
USG	449	432	579	484	531	2475
X Ray	479	447	686	536	521	2669
<u>Laboratory Investigations</u>						
Histopathology	8	11	15	5	11	50
FNAC	5	4	0	1	5	15
Heamatology	16605	14279	15069	12973	14896	73822
Others (Clinical Pathology)	1428	1365	1377	1280	1394	6844
Biochemistry	13683	13068	14037	13069	13901	67758
Microbiology	1225	1154	1326	1257	1189	6151




Dean
Smt. Kashibai Navale Medical
College & General Hospital
Narhe, Pune - 411 041.

SMT KASHIBAI NAVALE MEDICAL COLLEGE & GENERAL HOSPITAL, NARHE, PUNE.

DEPARTMENT OF PAEDIATRICS

Clinical Material	Jan-17	Feb-17	Mar-17	Apr-17	May-17	TOTAL
O.P.D. attendance	4564	3900	4085	3537	3391	19477
Number of admissions	624	657	690	651	581	3203
Number of discharge	614	648	684	671	599	3216
Bed occupancy %	77	86	76	86	73	80
Total Deaths	8	4	6	4	9	31
<u>Radiological Investigations</u>						
MRI	17	32	21	18	42	130
CT	21	13	14	20	20	88
USG	100	64	84	97	100	445
X Ray	195	188	217	164	168	932
<u>Laboratory Investigations</u>						
Histopathology	5	5	2	9	7	28
FNAC	2	2	4	2	0	10
Heamatology	4978	5844	6387	5331	5481	28021
Others (Clinical Pathology)	241	197	266	258	215	1177
Biochemistry	2166	2402	2502	2736	2741	12547
Microbiology	561	606	696	676	609	3148


Dean
Smt. Kashibai Navale Medical
College & General Hospital
Narhe Pune - 41.041.

SMT KASHIBAI NAVALE MEDICAL COLLEGE & GENERAL HOSPITAL, NARHE, PUNE.

DEPARTMENT OF PULMONARY MEDICINE

Clinical Material	Jan-17	Feb-17	Mar-17	Apr-17	May-17	TOTAL
O.P.D. attendance	2469	2121	1905	1304	1281	9080
Number of admissions	80	75	80	73	69	377
Number of discharge	82	76	83	84	63	388
Bed occupancy %	86	84	77	79	62	77
Total Deaths	3	2	1	4	5	15
<u>Surgeries / Procedures</u>						
Number of major surgical operations	-	2	2	5	2	11
Number of minor surgical operations	-	0	0	0	0	0
<u>Radiological Investigations</u>						
MRI	6	1	1	1	4	13
CT	47	40	56	50	41	234
USG	114	85	63	77	83	422
X Ray	355	290	261	282	230	1418
<u>Laboratory Investigations</u>						
Histopathology	9	7	13	8	9	46
FNAC	5	3	10	5	3	26
Heamatology	2501	2296	2237	2146	1856	11036
Others (Clinical Pathology)	84	81	70	71	63	369
Biochemistry	2406	2093	1963	2131	1785	10378
Microbiology	852	734	776	784	617	3763



Dean
Smt. Kashibai Navale Medical
College & General Hospital
Narhe, Pune - 411 041.

SMT KASHIBAI NAVALE MEDICAL COLLEGE & GENERAL HOSPITAL, NARHE, PUNE.

DEPARTMENT OF DERMATOLOGY

Clinical Material	Jan-17	Feb-17	Mar-17	Apr-17	May-17	TOTAL
O.P.D. attendance	3314	3017	3183	2869	3158	15541
Number of admissions	52	42	66	60	69	289
Number of discharge	47	41	65	62	61	276
Bed occupancy %	85	74	81	82	80	80
Total Deaths	0	0	0	0	0	0
<u>Surgeries / Procedures</u>						
Number of major surgical operations	-	-	-	7	-	7
Number of minor sugical operations	-	-	-	0	-	0
<u>Radiological Investigations</u>						
MRI	2	0	0	3	6	11
CT	0	3	4	1	3	11
USG	40	28	29	23	37	157
X Ray	33	30	42	26	29	160
<u>Laboratory Investigations</u>						
Histopathology	56	45	54	33	43	231
FNAC	3	4	2	5	10	24
Heamatology	1926	1793	2024	1805	1771	9319
Others (Clinical Pathology)	132	113	128	130	113	616
Biochemistry	1631	1755	1836	1667	1435	8324
Microbiology	438	400	416	365	381	2000



Dean

Smt. Kashibai Navale Medical
College & General Hospital
Narhe, Pune - 411 041.

SMT KASHIBAI NAVALE MEDICAL COLLEGE & GENERAL HOSPITAL, NARHE, PUNE.

DEPARTMENT OF PSYCHARITY

Clinical Material	Jan-17	Feb-17	Mar-17	Apr-17	May-17	TOTAL
O.P.D. attendance	1342	1192	1218	1294	1320	6366
Number of admissions	53	48	55	54	57	267
Number of discharge	52	54	60	57	55	278
Bed occupancy %	73	77	78	72	65	73
Total Deaths	0	0	0	0	0	0
<u>Radiological Investigations</u>						
MRI	23	22	19	17	15	96
CT	2	16	7	7	12	44
USG	9	8	19	9	14	59
X Ray	24	9	20	5	24	82
<u>Laboratory Investigations</u>						
Histopathology	0	0	0	0	0	0
FNAC	0	0	0	0	0	0
Heamatology	850	685	843	665	761	3804
Others (Clinical Pathology)	51	56	50	49	44	250
Biochemistry	820	672	816	675	656	3639
Microbiology	97	87	97	82	84	447



Dean
Smt. Kashibai Navale Medical
College & General Hospital
Narhe, Pune - 411 041.

SMT KASHIBAI NAVALE MEDICAL COLLEGE & GENERAL HOSPITAL, NARHE, PUNE.

DEPARTMENT OF SURGERY

Clinical Material	Jan-17	Feb-17	Mar-17	Apr-17	May-17	TOTAL
O.P.D. attendance	4399	3614	3457	3259	3817	18546
Number of admissions	402	364	385	362	459	1972
Number of discharge	372	367	403	362	420	1924
Bed occupancy %	65	60	67	57	69	64
Total Deaths	8	10	15	6	10	49
<u>Surgeries / Procedures</u>						
Number of major surgical operations	112	58	99	72	89	430
Number of minor surgical operations	343	332	334	296	304	1609
Day Care	48	68	62	44	27	249
<u>Radiological Investigations</u>						
MRI	58	48	37	56	36	235
CT	195	230	239	188	245	1097
USG	710	700	710	733	822	3675
X Ray	698	530	643	479	569	2919
<u>Laboratory Investigations</u>						
Histopathology	180	152	162	132	149	775
FNAC	40	27	30	44	47	188
Heamatology	10980	8329	9057	8395	10632	47393
Others (Clinical Pathology)	609	444	429	382	566	2430
Biochemistry	8465	6675	7276	7017	9074	38507
Microbiology	1413	1151	1239	1104	1472	6379



Dean
Smt. Kashibai Navale Medical
College & General Hospital
Narhe, Pune - 411 041.

SMT KASHIBAI NAVALE MEDICAL COLLEGE & GENERAL HOSPITAL, NARHE, PUNE.**DEPARTMENT OF ORTHOPAEDICS**

Clinical Material	Jan-17	Feb-17	Mar-17	Apr-17	May-17	TOTAL
O.P.D. attendance	5349	4562	4811	4339	4792	23853
Number of admissions	220	198	177	193	197	985
Number of discharge	230	205	186	186	196	1003
Bed occupancy %	86	81	78	87	86	84
Total Deaths	0	1	2	1	0	4
<u>Surgeries / Procedures</u>						
Number of major surgical operations	113	94	93	106	112	518
Number of minor surgical operations	173	165	146	114	152	750
Day Care	26	26	21	22	33	128
<u>Radiological Investigations</u>						
MRI	172	173	166	212	221	944
CT	62	51	61	69	66	309
USG	45	34	42	41	49	211
X Ray	2155	1914	1982	1754	1915	9720
<u>Laboratory Investigations</u>						
Histopathology	17	6	6	9	7	45
FNAC	0	0	0	0	0	0
Heamatology	4625	4532	4712	4687	4730	23286
Others (Clinical Pathology)	232	205	198	211	231	1077
Biochemistry	3197	3075	3099	3031	2854	15256
Microbiology	552	550	453	569	557	2681



Dean

Smt. Kashibai Navale Medical
College & General Hospital
Narhe, Pune - 411 041.

SMT KASHIBAI NAVALE MEDICAL COLLEGE & GENERAL HOSPITAL, NARHE, PUNE.

DEPARTMENT OF ENT

Clinical Material	Jan-17	Feb-17	Mar-17	Apr-17	May-17	TOTAL
O.P.D. attendance	2427	2167	2051	1727	1662	10034
Number of admissions	110	109	107	116	105	547
Number of discharge	105	100	124	114	97	540
Bed occupancy %	69	77	74	78	70	74
Total Deaths	0	0	0	0	0	0
<u>Surgeries / Procedures</u>						
Number of major surgical operations	75	69	79	80	84	387
Number of minor surgical operations	170	143	145	125	119	702
Day Care	0	1	0	0	0	1
<u>Radiological Investigations</u>						
MRI	19	6	6	3	12	46
CT	41	29	53	28	16	167
USG	42	35	35	29	17	158
X Ray	204	223	206	193	162	988
<u>Laboratory Investigations</u>						
Histopathology	39	24	32	25	24	144
FNAC	15	17	15	10	4	61
Heamatology	2270	2365	2147	1882	2005	10669
Others (Clinical Pathology)	106	150	125	97	137	615
Biochemistry	1685	1744	1512	1430	1526	7897
Microbiology	302	337	348	309	310	1606



Dean

Smt. Kashibai Navale Medical
College & General Hospital
Narhe, Pune - 411 041.

SMT KASHIBAI NAVALE MEDICAL COLLEGE & GENERAL HOSPITAL, NARHE, PUNE.

DEPARTMENT OF OPHTHALMOLOGY

Clinical Material	Jan-17	Feb-17	Mar-17	Apr-17	May-17	TOTAL
O.P.D. attendance	3941	3614	3697	2973	3330	17555
Number of admissions	234	188	192	166	143	923
Number of discharge	230	204	183	191	132	940
Bed occupancy %	86	84	82	73	50	75
Total Deaths	0	0	0	0	0	0
<u>Surgeries / Procedures</u>						
Number of major surgical operations	176	138	135	128	96	673
Number of minor surgical operations	200	171	200	149	166	886
Day Care	53	52	47	56	33	241
<u>Radiological Investigations</u>						
MRI	6	4	9	3	4	26
CT	5	0	4	2	0	11
USG	1	1	0	4	2	8
X Ray	13	8	10	18	13	62
<u>Laboratory Investigations</u>						
Histopathology	3	0	14	3	0	20
FNAC	0	0	0	0	1	1
Haematology	2683	2206	2144	1614	1915	10562
Others (Clinical Pathology)	514	439	435	309	386	2083
Biochemistry	863	697	770	559	537	3426
Microbiology	457	391	386	317	359	1910



Dean

Smt. Kashibai Navale Medical
College & General Hospital
Narhe, Pune - 411 041.

SMT KASHIBAI NAVALE MEDICAL COLLEGE & GENERAL HOSPITAL, NARHE, PUNE.**DEPARTMENT OF OBGY**

Clinical Material	Jan-17	Feb-17	Mar-17	Apr-17	May-17	TOTAL
O.P.D. attendance	8189	7642	8676	7593	7863	39963
Number of admissions	680	708	805	723	723	3639
Number of discharge	686	709	793	767	691	3646
Bed occupancy %	100	100	100	100	91	98
Total Deaths	0	0	1	1	0	2
<u>Surgeries / Procedures</u>						
Number of major surgical operations	220	204	237	263	245	1169
Number of minor sugical operations	155	175	194	139	137	800
Day Care	61	68	95	69	75	368
Number of normal deliveries	251	259	284	245	211	1250
Number of caesarian Sections	96	88	116	94	95	489
<u>Radiological Investigations</u>						
MRI	6	5	3	7	2	23
CT	8	5	3	7	1	24
USG	853	856	878	766	764	4117
X Ray	68	71	52	58	61	310
<u>Laboratory Investigations</u>						
Histopathology	132	111	144	155	115	657
FNAC	0	0	1	0	0	1
Heamatology	18842	17969	19158	18104	17918	91991
Others (Clinical Pathology)	1147	1038	1010	981	1000	5176
Biochemistry	4295	3843	3812	3597	4519	20066
Microbiology	2083	2167	2081	2134	2234	10699




Dean
Smt. Kashibai Navale Medical
College & General Hospital
Narhe, Pune - 411 041.

SMT KASHIBAI NAVALE MEDICAL COLLEGE & GENERAL HOSPITAL, NARHE, PUNE.

DEPARTMENT OF DENTAL

Clinical Material	Jan-17	Feb-17	Mar-17	Apr-17	May-17	TOTAL
O.P.D. attendance	1460	1308	1403	1452	1732	7355
Number of admissions	29	17	18	15	16	95
Number of discharge	26	19	17	18	14	94
Total Deaths	0	0	0	0	0	0
<u>Surgeries / Procedures</u>						
Number of major surgical operations	19	16	9	6	13	63
Number of minor sugical operations	1	4	1	1	0	7
<u>Radiological Investigations</u>						
MRI	3	4	0	1	0	8
CT	11	10	9	11	13	54
USG	6	15	6	3	4	34
X Ray	41	16	22	23	14	116
<u>Laboratory Investigations</u>						
Histopathology	5	4	3	0	3	15
FNAC	1	0	0	2	1	4



Dean
Smt. Kashibai Navale Medical
College & General Hospital
Narhe, Pune - 411 041.

SMT. KASHIBAI NAVALE MEDICAL COLLEGE & GENERAL HOSPITAL, NARHE, PUNE.

BED OCCUPANCY

FROM : 1ST JAN 2017 TO 31ST MAY 2017

Sr. No.	Department	Bed Occupancy (%)
1	General Medicine	74
2	Paediatrics	80
3	Pulmonary Medicine	77
4	Dermatology	80
5	Psychiatry	73
6	General Surgery	64
7	Orthopaedics	84
8	Ophthalmology	75
9	E N T	74
10	Obstetrics And Gynecology	98
AVERAGE OCCUPANCY (%)		78


Dean
Smt. Kashibai Navale Medical
College & General Hospital
Narhe, Pune - 411 041.

SMT. KASHIBAI NAVALE MEDICAL COLLEGE & GENERAL HOSPITAL, NARHE, PUNE.

IPD PATIENT REPORT

FROM : 1ST JAN 2017 TO 31ST MAY 2017

Department	Jan		Feb		Mar		Apr		May		TOTAL	
	Admission	Discharge	Admission	Discharge	Admission	Discharge	Admission	Discharge	Admission	Discharge	Admission	Discharge
General Medicine	498	457	435	433	519	526	498	526	449	436	2399	2378
Paediatrics	624	614	657	648	690	684	651	671	581	599	3203	3216
Pulmonary Medicine	80	82	75	76	80	83	73	84	69	63	377	388
Dermatology	52	47	42	41	66	65	60	62	69	61	289	276
Psychiatry	53	52	48	54	55	60	54	57	57	55	267	278
General Surgery	402	372	364	367	385	403	362	362	459	420	1972	1924
Orthopaedics	220	230	198	205	177	186	193	186	197	196	985	1003
Ophthalmology	234	230	188	204	192	183	166	191	143	132	923	940
E N T	110	105	109	100	107	124	116	114	105	97	547	540
Obstetrics And Gynecology	680	686	708	709	805	793	723	767	723	691	3639	3646
Dental	29	26	17	19	18	17	15	18	16	14	95	94
Anaesthesia (Pain Clinic)	2	2	2	2	1	1	3	3	0	0	8	8
TOTAL	2984	2903	2843	2858	3095	3125	2914	3041	2868	2764	14704	14691



Dean
Smt. Kashibai Navale Medical
College & General Hospital
Narhe, Pune - 411 041.

SMT. KASHIBAI NAVALE MEDICAL COLLEGE & GENERAL HOSPITAL, NARHE, PUNE.

OPD PATIENT REPORT

FROM : 1ST JAN 2017 TO 31ST MAY 2017

Department	Jan		Feb		Mar		Apr		May		TOTAL
	New Patient	Old Patient	New Patient	Old Patient	New Patient	Old Patient	New Patient	Old Patient	New Patient	Old Patient	
General Medicine	3197	2973	2736	2631	2585	2990	2078	2465	2305	2760	26720
Paediatrics	2082	2482	1613	2287	1610	2475	1376	2161	1218	2173	19477
Pulmonary Medicine	1051	1418	881	1240	763	1142	463	841	463	818	9080
Dermatology	1595	1719	1488	1529	1474	1709	1378	1491	1606	1552	15541
Psychiatry	285	1057	227	965	250	968	232	1062	229	1091	6366
General Surgery	2255	2144	1839	1775	1793	1664	1694	1565	1920	1897	18546
Orthopaedics	2692	2657	2273	2289	2374	2437	2140	2199	2337	2455	23853
Ophthalmology	1717	2224	1567	2047	1460	2237	1239	1734	1393	1937	17555
E N T	1306	1121	1026	1141	921	1130	791	936	779	883	10034
Obstetrics And Gynecology	2199	5990	2090	5552	2293	6383	1979	5614	2118	5745	39963
Dental	844	616	749	559	789	614	735	717	902	830	7355
Casualty	1215	1140	1249	1090	1292	1329	1123	1135	940	972	11485
Anaesthesia (Pain Clinic)	4	14	1	5	7	3	2	10	1	0	47
TOTAL	20442	25555	17739	23110	17611	25081	15230	21930	16211	23113	206022



Dean

Smt. Kashibai Navale Medical
College & General Hospital
Narhe, Pune - 411 041.

SMT. KASHIBAI NAVALE MEDICAL COLLEGE & GENERAL HOSPITAL, NARHE, PUNE.

DELIVERY REPORT

FROM : 1ST JAN 2017 TO 31ST MAY 2017

MONTH	LSCS	NORMAL	TOTAL
Jan	96	251	347
Feb	88	259	347
Mar	116	284	400
Apr	94	245	339
May	95	211	306
TOTAL	489	1250	1739



Dean
Smt. Kashibai Navale Medical
College & General Hospital
Narhe, Pune - 411 041.

SMT. KASHIBAI NAVALE MEDICAL COLLEGE & GENERAL HOSPITAL, NARHE, PUNE.

DEATH REPORT

FROM : 1ST JAN 2017 TO 31ST MAY 2017

Department	Jan-17	Feb-17	Mar-17	Apr-17	May-17	TOTAL
Casualty	12	8	8	7	3	38
Medicine	22	19	23	17	11	92
TB & Respiratory Disease	3	2	1	4	5	15
Dermatology	0	0	0	0	0	0
Paediatrics	8	4	6	4	9	31
Surgery	8	10	15	6	10	49
Orthopaedics	0	1	2	1	0	4
ENT	0	0	0	0	0	0
OBGY	0	0	1	1	0	2
Dental	0	0	0	0	0	0
Total	53	44	56	40	38	231



Dean
Smt. Kashibai Navale Medical
College & General Hospital
Narhe, Pune - 411 041.

SMT. KASHIBAI NAVALE MEDICAL COLLEGE & GENERAL HOSPITAL, NARHE, PUNE.

OPERATIVE SURGERIES

FROM : 1ST JAN 2017 TO 31ST MAY 2017

DEPARTMENT	Jan		Feb		March		April		May		TOTAL	
	MAJ	MIN	MAJ	MIN	MAJ	MIN	MAJ	MIN	MAJ	MIN	MAJ	MIN
General Surgery	112	343	58	332	99	334	72	296	89	304	430	1609
Orthopaedics	113	173	94	165	93	146	106	114	112	152	518	750
Ophthalmology	176	200	138	171	135	200	128	149	96	166	673	886
E N T	75	170	69	143	79	145	80	125	84	119	387	702
Obstetrics And Gynecology	220	155	204	175	237	194	263	139	245	137	1169	800
Dental	19	1	16	4	9	1	6	1	13	0	63	7
MRI	-	9	-	2	-	4	-	5	-	1	-	21
ECT	-	47	-	63	-	62	-	54	-	46	-	272
Pain Clinic	-	3	-	2	-	1	-	1	-	-	-	7
Chest	-	-	2	0	2	0	5	0	2	0	11	0
Dermatology	-	-	-	-	-	-	7	-	-	-	7	-
TOTAL	715	1101	581	1057	654	1087	667	884	641	925	3258	5054



Dean

Smt. Kashibai Navale Medical
College & General Hospital
Narhe, Pune - 411 041.

SMT. KASHIBAI NAVALE MEDICAL COLLEGE & GENERAL HOSPITAL, NARHE, PUNE.

LAB REPORT

FROM : 1ST JAN 2017 TO 31ST MAY 2017

Department	Category	Jan		Feb		Mar		Apr		May		TOTAL	
		OPD	IPD	OPD	IPD	OPD	IPD	OPD	IPD	OPD	IPD	OPD	IPD
Biochemistry	Biochemistry	13455	26169	11692	24518	10485	27358	10010	26049	12162	27098	57804	131192
Microbiology	Bacteriology	231	1212	234	1109	165	1258	176	1155	183	1106	989	5840
	Parasitology	28	96	33	95	29	105	14	135	25	125	129	556
	Serology	151	201	184	229	201	262	274	253	391	233	1201	1178
	Mycology	83	57	74	42	49	56	26	46	13	42	245	243
Pathology	Cytopathology	176	99	142	73	158	87	155	79	186	68	817	406
	Histopathology	70	384	77	288	65	380	52	327	31	337	295	1716
	Haematology	30370	36323	25773	34713	24861	39169	22965	35450	25679	36527	129648	182182
Radiology	CT Scan	153	355	158	378	168	425	177	366	157	411	813	1935
	MRI	169	292	228	245	201	257	214	273	270	273	1082	1340
	Ultrasound	1804	791	1698	744	1781	871	1677	784	1667	844	8627	4034
	X-Ray	3123	1616	2780	1404	2921	1731	2481	1482	2641	1457	13946	7690



Dean

Smt. Kashibai Navale Medical
College & General Hospital
Narhe, Pune - 411 041.

SMT. KASHIBAI NAVALE MEDICAL COLLEGE & GENERAL HOSPITAL, NARHE, PUNE.

DAYCARE PROCEDURES

FROM : 1ST JAN 2017 TO 31ST MAY 2017

	Jan	Feb	Mar	Apr	May	TOTAL
General Surgery	48	68	62	44	27	249
Orthopaedics	26	26	21	22	33	128
Ophthalmology	53	52	47	56	33	241
ENT	0	1	0	0	0	1
Obstetrics And Gynecology	61	68	95	69	75	368
TOTAL	188	215	225	191	168	987



Dean
Smt. Kashibai Navale Medical
College & General Hospital
Narhe, Pune - 411 041.